



Introduction to the Australian Electricity Market

July 2019
ASX Energy

ASX Australian Futures Market – CY 2018

Key Facts

Cash Settled &
Centrally Cleared
Commodity

237% of power
consumption

ADV is 1.6 TWh

Over \$28 billion
face value p.a.

426 TWh p.a.

The Au Electricity Market Pool Price

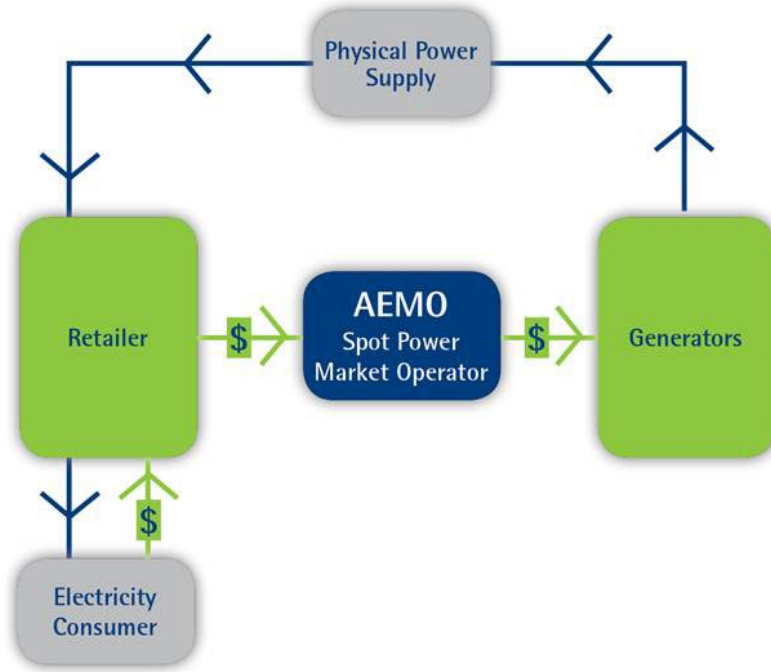
The National Electricity Market (NEM)

- ASX futures for each region are cash settled against the electricity Pool Price average
- The Australian NEM is an interconnected grid including NSW, QLD, Vic, SA and Tas.
- The Australian Energy Market Operator (AEMO) is the pool market operator. AEMO publishes a half hourly electricity pool price for each region.
- All hedging by energy companies must be done via cash settled derivatives (such as futures). No electricity derivatives involve physical delivery of energy.
- In each region:
 - Retailers purchase power from AEMO at the common pool clearing price
 - Generators sell power to AEMO at the common pool clearing price
- The AEMO spot pool price varies from $-\$1,000/\text{MWh}$ to $+\$14,500/\text{MWh}$



The Physical Flow of Electricity Bought and Sold from the Pool Market

The NEM



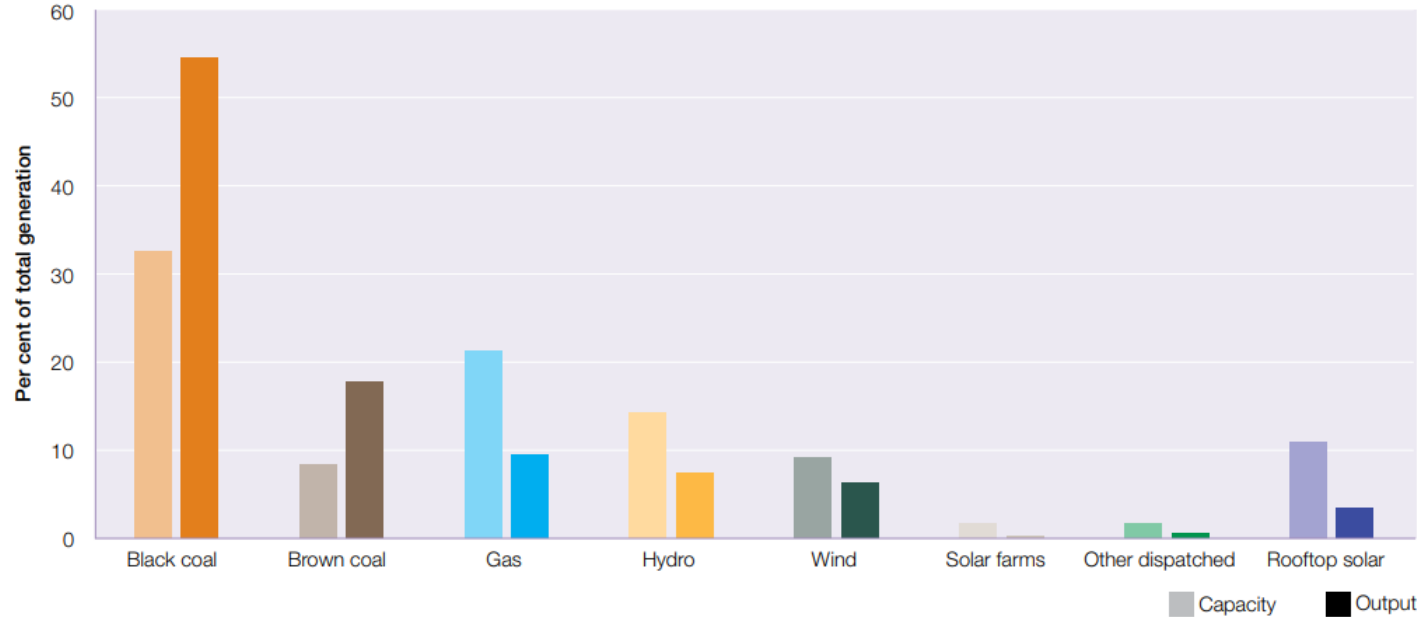
- The pool price is calculated by EMO and changes every half hour (ranges between -\$1,000 to +\$14,5000/MWh).
- All retailers pay the variable pool price to AEMO.
- All generators receive the variable pool price from AEMO.
- Consumers typically pay their retailer a fixed rate (including retailer's profit margin), in return for power supply.

Generation in the NEM, by fuel source

Extract from AER State of the Energy Market report 2018

Figure 2.5

Generation in the NEM, by fuel source, 2017–18



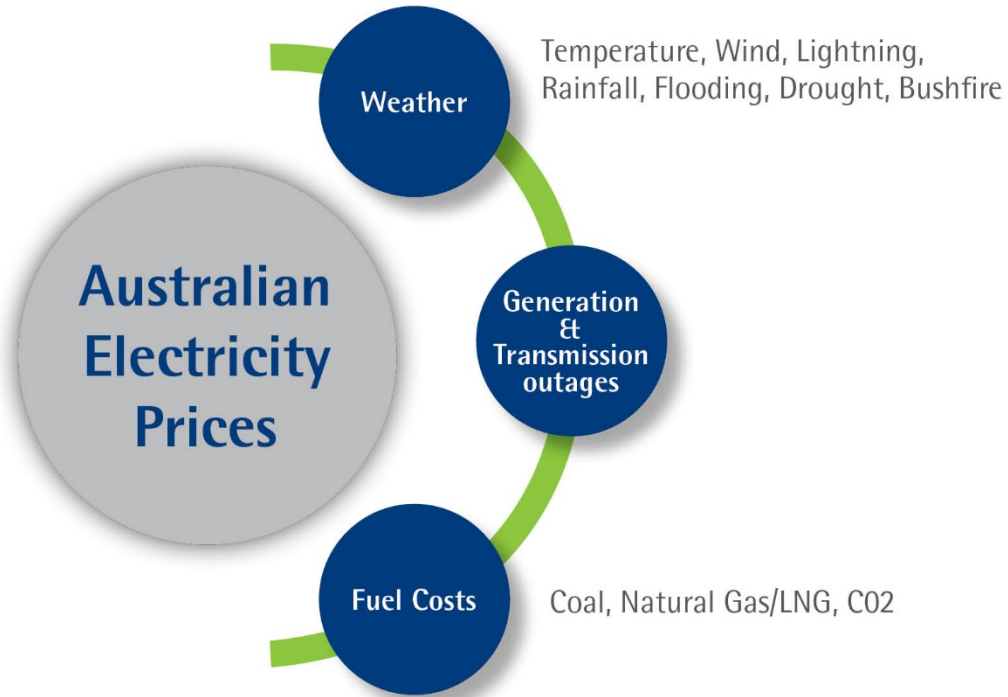
Free Real-time Spot Market Information

Useful links

1. AEMO Data Dashboard - <http://aemo.com.au/Electricity/National-Electricity-Market-NEM/Data-dashboard>
2. 7-day forecast of the “Scheduled Reserve” - <http://www.aemo.com.au/Electricity/National-Electricity-Market-NEM/Data-dashboard#7-day-outlook>
3. Free government weather service - <http://www.bom.gov.au/australia/majorcities.shtml>

The Financial Electricity Market

Fundamental Futures Price Drivers



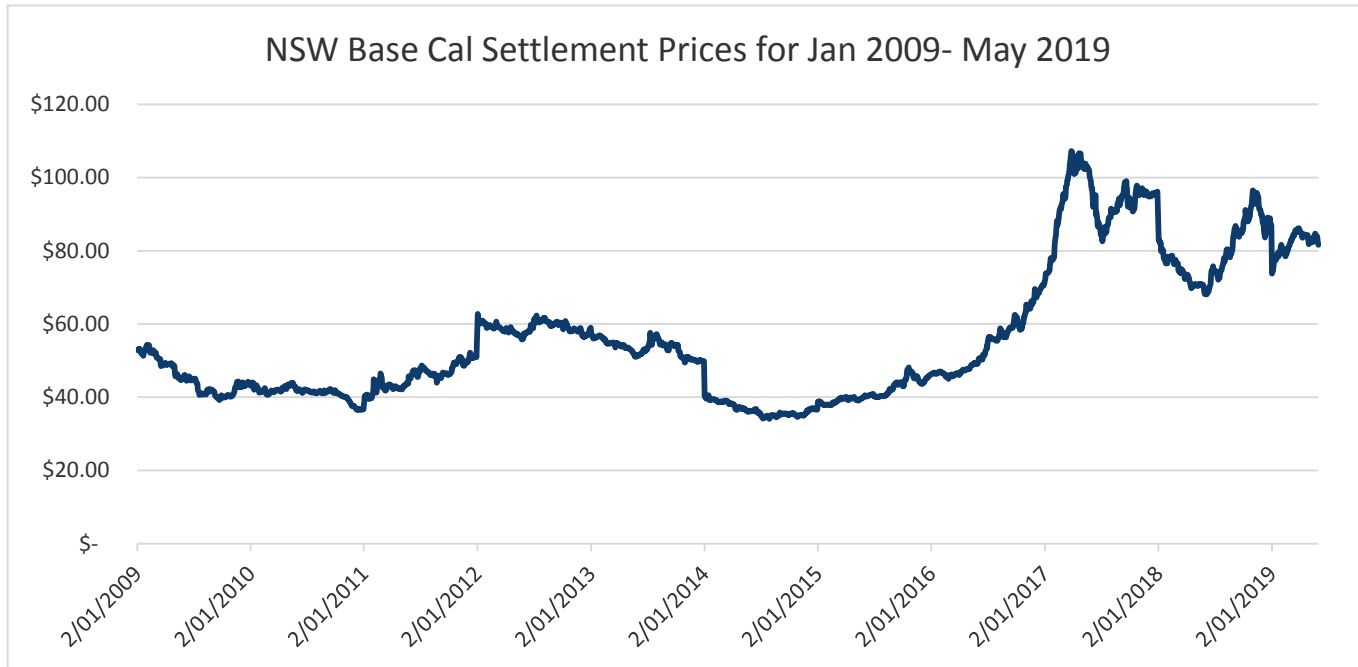
The ASX Energy Product Suite

Commodity	Product Type
1. Australian Electricity	<ul style="list-style-type: none">• Base Load Month Futures• Base Load Quarter Futures• Peak Load Quarter Futures• Base Load Quarter \$300 Cap Futures• Base Load Strip Options (CY/FY)• Base Load Quarter Average Rate Options
2. Australian Natural Gas	<ul style="list-style-type: none">• Victorian Natural Gas Quarter Futures• Victorian Natural Gas Strip Futures• Wallumbilla Natural Gas Month Futures• Wallumbilla Natural Gas Quarter Futures
3. New Zealand Electricity	<ul style="list-style-type: none">• Base Load Month Futures• Base Load Quarter Futures• Peak Load Quarter Futures• Base Load Strip Options (CY/FY)• Base Load Quarter Average Rate Options

Summary of ASX Au Electricity Futures Market

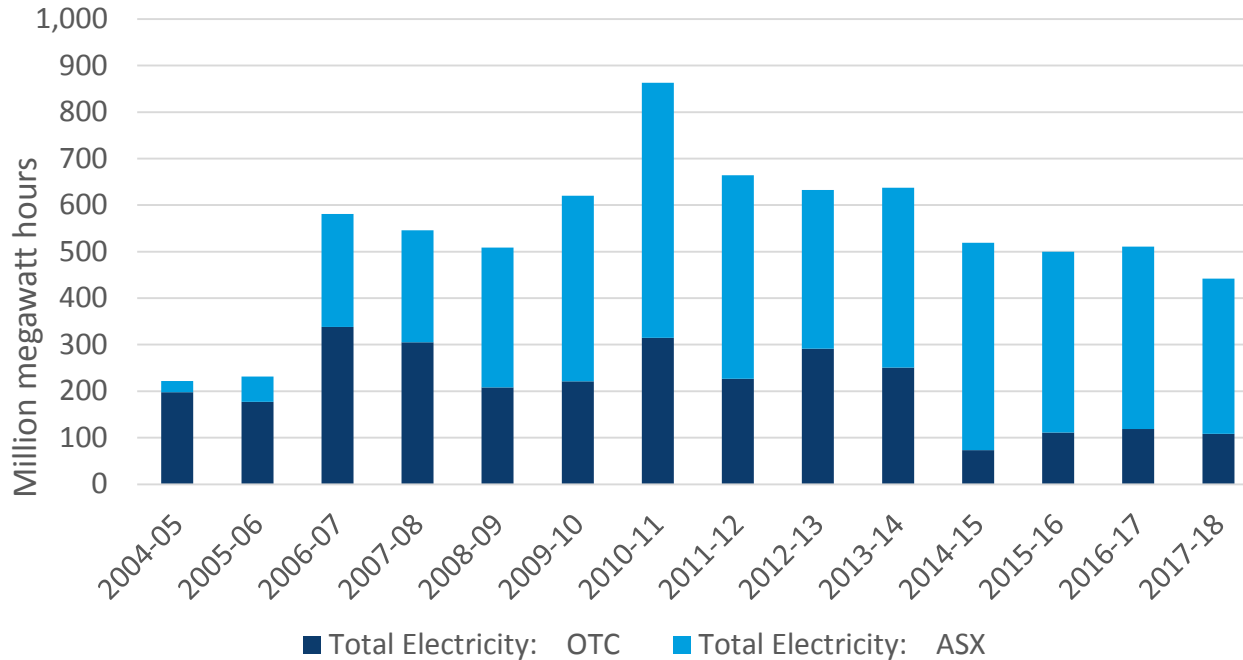
Underlying Commodity	Electrical Energy Bought & Sold in the NSW, VIC, SA and QLD Wholesale Pool Markets Conducted by AEMO
Contract Quarters	March (H), June (M), September (U), December (Z). Individual month contracts also available.
Cash Settlement Price	The arithmetic average of the NEM final base load half hour spot prices during the Contract Quarter, rounded to 2 decimal places. A Provisional Cash Settlement Price will be declared on the first Business Day after expiry of the Contract and shall be later confirmed on the 3 rd Business Day after expiry.
Trading Hours	10:00-4:00pm, Sydney, Australia Time (AEST) Block Trade Agreement permissible at any time other than the pre-open period (9:45am-10:00am on Exchange business days)
Base Load Contract Unit	1 Megawatt of electrical energy per hour based on a base load profile. Where the base load profile is defined as the NEM base load period from 00:00 hours Monday to 24:00 hours Sunday (AEST) over the duration of the Contract Quarter. The size (in Megawatt hours) of each Contract Quarter will vary depending on the number of days and base load hours within the quarter.
Peak Load Contract Unit	1 Megawatt of electrical energy per hour based on a peak load profile. Where the Peak Load profile is defined as the NEM Peak Load from 07:00 hours to 22:00 hours (AEST) Monday to Friday (exc. Public holidays, as determined and published by ASX 24) over the duration of the Contract Quarter.

10 years of futures price history (1 year rolling)

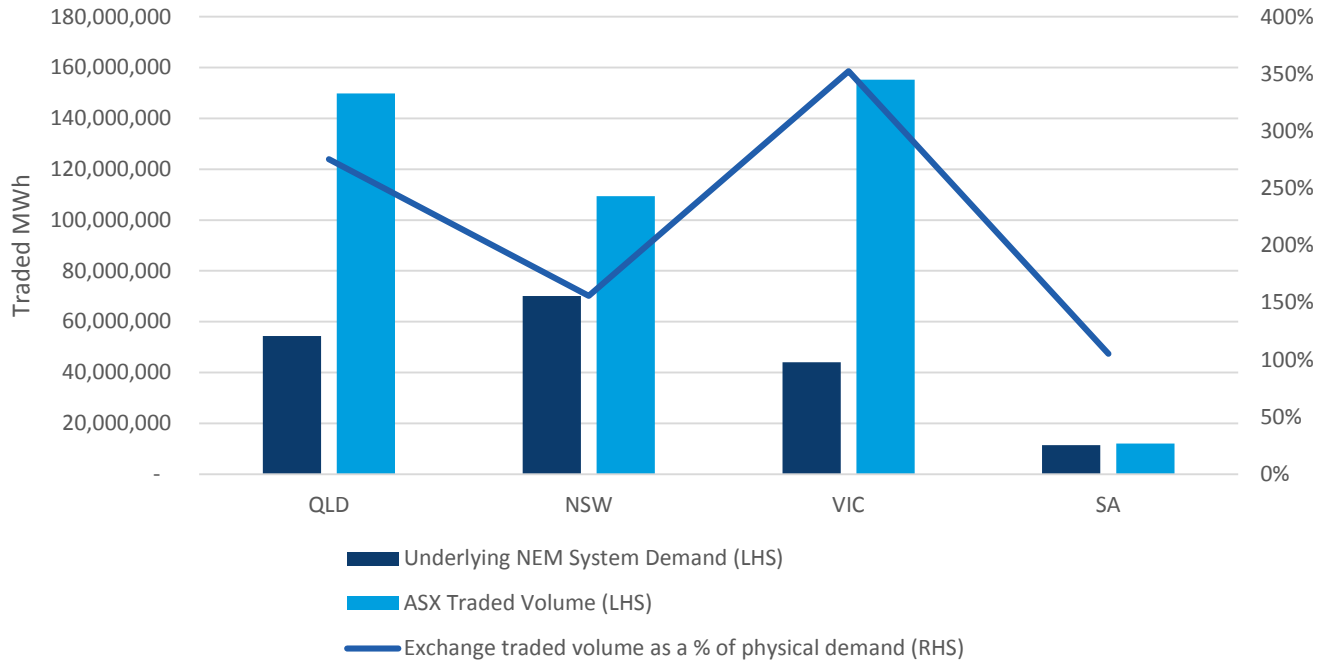


Electricity Markets Turnover: Futures vs. OTC volume

See [AFMA Electricity Turnover Survey](#)

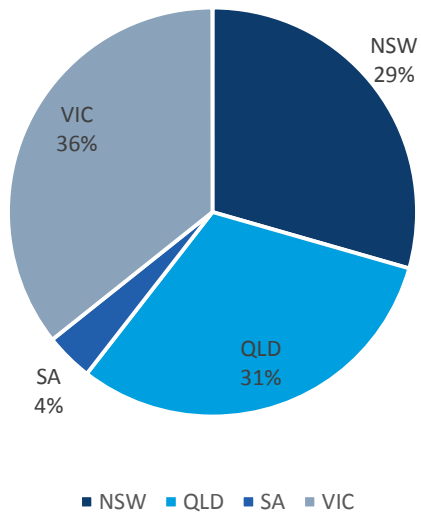


ASX Liquidity by Region compared to the Physical Market CY 2018

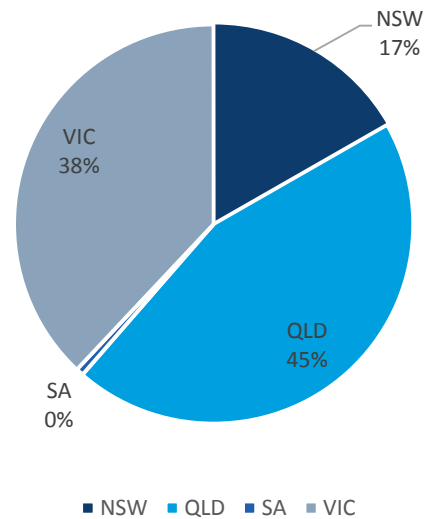


ASX Futures & Options Liquidity CY 2018

Futures



Options



ASX Energy Historical Data

ASX Energy provides an online subscription based Data Centre which contains:

- Historical futures and options settlement prices and volumes
- Full trade log history
- Daily Settlement, Open Interest and Trade log files

To view sample files please go to https://www.asxenergy.com.au/products/data_centre/daily-files.

AU Energy subscriptions begin at A\$4,395+gst and NZ Energy subscriptions begin at \$1,995+gst.

Please click here to start your free 30 day trial period <https://www.asxenergy.com.au/subscribe>.

Some useful ASX links and industry reads

- Free intraday prices (20 min delayed): https://www.asxenergy.com.au/futures_au
- Free daily trade log: <https://www.asxenergy.com.au/trades>
- Free daily Block Trade publication and alerts: <https://www.asxenergy.com.au/custom>
- Weekly Market Wrap newsletter: https://www.asxenergy.com.au/newsroom/market_wrap
- Australian Energy Regulator annual “State of the Energy Market Report”: <https://www.aer.gov.au/publications/state-of-the-energy-market-reports>
- Australian Financial Markets Association annual report: <https://afma.com.au/annual-report>

Getting Access

ASX 24 Clearing Participants supporting Au Electricity

Company	Location	Contact	Title	Phone	Email
ABN Amro	Sydney	Gary John-Baptiste	Chief Commercial Officer	(02) 8221 3000	gary.john-baptiste@au.abnamroclearing.com
Bell Commodities	Sydney	Geoff Louw		(02) 9255 7235	glouw@bellcommodities.com.au
BNP Paribas	SG	Tobias Lausch	Head of Derivatives Execution and Clearing Sales, APAC	+65 6210 1259	Tobias.lausch@au.bnpparibas.com
Credit-Suisse	HK	Jonathan Treanor	Head of APAC Prime Derivative Services	+85 2 2101 7320	jonathan.treanor@credit-suisse.com
HSBC	Sydney	Guy Dickinson	MD – Head of Global Markets	02 9255 2038	guy.dickinson@hsbc.com.au
JPM	Sydney	David Stinson	Product Solutions & Relationship Manager	(02) 9003 8368	david.m.stinson@jpmorgan.com
Macquarie Bank	Sydney	Chris Thompson	Division Dir, Listed Derivatives Clearing	(02) 8232 3577	Chris.thompson@macquarie.com
Societe Generale	Sydney	Keith Yu	Director Prime Sales	(02) 9696 1818	keith.yu@sgcib.com
UBS	Sydney	Stuart Kingsmill	Executive Director – Global Financing Services	(02) 9324 3624	stuart.kingsmill@ubs.com

Getting Access

ASX Australian Electricity Brokers

Company	Location	Contact	Phone	Email
BGC	Sydney	James Beck		james.beck@bgcpartners.com
GFI	Sydney	Adrian Fisher	+61 2 8036 4850	adrian.fisher@gfigroup.com.au
High Voltage	Sydney	Billy Payne	+61 2 8249 4334	bp@hvbrokers.com.au
ICAP Futures	Sydney	Kellee Campbell	+61 2 9777 0841	Kellee.Campbell@icap.com.au
OM Financial	Sydney	Michael Peters	+61 2 8310 7918	Michael.Peters@omfmarkets.com
TFS	Sydney	Robert Johnson	+61 2 9221 1957	Robert.johnson@traditionasia.com

ASX Energy Business Development Team

Bradley Campbell - Head of Commodities

Chris Pugh - Product Manager, Energy & Commodities

Ian Waddell – Manager, Energy & Commodities

Riley Vernon – Analyst, Energy & Commodities

Contact Details

commodities@asx.com.au

+61 2 9227 0900

1800 330 101

Thank you.

